



PREMIUM OUTDOOR FURNITURE



WWW.POLYCONCEPTS.COM





ALL-WEATHER OUTDOOR FURNITURE

FLEX COLLECTION.....	17
CORE (<i>Stacking Chairs/Benches, Bar/Counter Chairs & Swivels</i>)	17
ESTATE (<i>Chairs, Rockers, Gliders, Benches</i>)	29
CHAISE.....	35
LOUNGE.....	41
JEFFERSON COLLECTION	45
TABLES.....	53
FINISHINGS	59
WARRANTY & MAINTENANCE	67
SPECS	71

THIS IS WHO WE ARE.

Family owned and operated, our products are proudly designed, sourced, manufactured and assembled in the USA.

You know what they say, it doesn't feel like work if you're having fun. And that's what we do. Every day. Our small team works hard and takes pride in the designs and finished products that we put out. Our attention to detail, quality, and craftsmanship is something that goes into every piece we make.

Sprawling 30,000 square feet, our Ohio operation is responsible for the design, manufacturing, assembly, and shipping of our furniture products. Our furniture has found a home in private residences, healthcare facilities, hotels, and institutions all over the globe. Our designs work well in both residential and commercial spaces and the superior performance is appealing to homeowners, maintenance staff, facility engineers, and property managers. Less time spent working and replacing furniture equates to more relaxation, time, and money in your pocket.



THIS IS WHAT WE DO.

We design and manufacture outdoor furniture with safety, comfort, and durability as the foundation of our operation.



AND THIS IS WHERE WE DO IT.

Our furniture boasts features that appeal to spaces from homes and private living to healthcare, hospitality, and everything in between.



Healthcare, Senior Living	Built-in safety features, non-porous finish, cleanable with bleach, durable, metal-free options
------------------------------	--

Hospitality, Social Clubs	No staining, low heat retention, sunscreen/oil friendly, easy to clean, custom branding options
------------------------------	--

Dining	All-weather, durable, easy to clean, quick to dry, comfort without cushions, custom branding options
--------	---

Residential	Low-maintenance, superior comfort, all-weather, design flexibility, classic finishes
-------------	---

WE'RE PROOF THAT IT'S BETTER TO **BE DIFFERENT.**

It's time to get comfortable.
Outdoor luxury starts here.

The outdoor furniture industry is flooded with furniture made from wood that splinters, plastics that fade and flake, metal that rusts, and fragile resins that can't withstand nature's elements. We're happy to be unlike any of those. We offer low-maintenance, high-quality furniture that's actually comfortable. In fact, our products are manufactured from a proprietary polypropylene material that offers superior strength and all-weather durability, all while flexing with the weight of your body to provide comfort without the hassle of cushions.

Our furniture is the perfect mix of science and engineering. Designed with durability in mind, our unique polypropylene material has additives including a titanium-based powder. Not only does this give our products strength, but it reflects UV rays and the harmful effects that they have over time including fading, chalking, and material breakdown. Our furniture feels smoother, performs better, maintains easier and most importantly, sits more comfortably than anything else out there.

furniture with flex appeal.

Imagine the comfort of cushioned furniture without the storage, drying, and maintenance. That's what you get with Poly Concepts' flex line. Designed with superior comfort in mind, our furniture flexes along with the curves of your body for maximum support without the need for cushions.

Looking for something a little more rigid or enjoy the look of cushions? No worries - we have that too.





ALL WEATHER, **ALL YEAR.**

Finally, you can leave your outdoor furniture
right where it belongs...outdoors.

No fine print. No exceptions. Heat, cold, sun, snow - our furniture is designed to withstand it all. From the most northern parts of Michigan to the Caribbean and Baghdad, Iraq, our furniture has proven to withstand even the harshest climates. Our material has been carefully formulated to naturally reflect UV rays to reduce heat absorption, all while reducing the harsh effects of natural sunlight including fading, cracking and chalking. On the flip side - extreme cold temperatures and even large swings of climate changes have proven to be no challenge for our furniture. Our non-porous material does not absorb moisture like many alternative options. Our furniture is designed with air flow in mind and is light enough to move, yet heavy enough to withstand a strong breeze. So whether your furniture is salted from ocean spray, dumped on by rainforest rains, or buried in snow the majority of the year, rest assured your seat will be ready for you when the sun shines.



WHERE DESIGN MEETS **ENGINEERING.**

Throughout our line of furniture, you'll find proof that our designs have been thoughtfully and carefully engineered for superior comfort, safety and performance.

It's true. Our furniture is unlike anything you've ever felt...simply because there's nothing else out there like it. From the satin, non-porous finish to the carefully crafted design details, Poly Concepts furniture will be the last outdoor furniture you will ever need.



Formulated to last.

Our furniture is made from a proprietary polypropylene material. Our material contains additives including a titanium additive for strength, stability and UV protection. Most important is how our products are designed, manufactured and assembled to exceed performance expectations in all weather conditions.

Safety in the details.

Our products are thoughtfully designed to reduce the risk of tipping, pinching and injury. Our rockers are designed with front and back anti-tip lips to reduce the risk of overrocking. Our gliders include an optional lock which stops the motion upon engagement. All of our furniture is finished with radiused edges and a smooth, splinter-resistant surface.



Don't take our word for it - take theirs.

Our products have gone through independent, rigorous performance testing to mimic wear over an extended period of time. From various weight tests to pressure pulls, our products have proven to far exceed industry standards.



Quality finish, inside and out.

Our products are uniquely designed to be comfortable and durable. This includes seats and backs that are tightly dovetailed and secured, radiused edges for a smooth finish, high-quality stainless fasteners to avoid rusting and numerous quality checks along the way.



RESPONSIBLE PRODUCTS.

100% RECYCLABLE.

We balance quality, consistency and global responsibility throughout the manufacturing of all of our products.

Our sustainability story is a bit different than most. Unlike so many others in our industry, our products are not made from post-consumer recycled goods such as shopping bags and milk jugs. In fact, our material is a different resin altogether.

To ensure the consistency and performance of our products, we tightly control the materials that go into making our furniture. We actually recycle our material back into our products, reducing scrap and maintaining tight quality control.

Every day, we strive to do better than the last. Through our vendor partners, manufacturing processes, energy efficiencies, packaging and shipping procedures, we continue to find ways to leave less of a carbon footprint for our future generations.



Our products are 100% recyclable.

Although we don't anticipate the need to dispose of our products in this lifetime, our products are made from a recyclable resin. Not sure where to go with it? Contact us and we can help your furniture find its next life.

Recycled core.

We strongly believe that the finished quality of a product depends on the materials used to make it. That being said, we recycle our very own material back into our products. Thirty percent of our material composition is actually manufactured from our post-manufacturing scrap.

One man's trash is another man's treasure.

We capture and recycle even the smallest resin shavings from our manufacturing process. What isn't reused in our manufacturing process is melted and used to manufacture various other products.





FLEX | CORE


COLLECTION

- Natural flex design for maximum comfort and support.
- With mix-and-match back, seat, and color options, there's a combination that will work with virtually every setting and style.
- The core design offers our simplest construction with outset arms and legs, few fasteners and a sleek and minimal design with maximum performance.

CORE | STACKER




BACK OPTIONS




Narrow




Wide



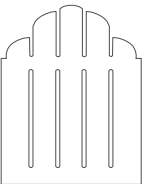
Vertical Slat



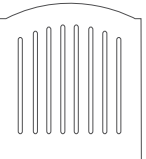
Window



Lattice

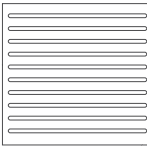


Adirondack




Dome

SEAT OPTIONS



Narrow



Wide

FINISH COLOR*



White



Khaki



Pebble

*Combine two colors for further customization.

specs

CORE
FLEX

GENERAL SPECIFICATIONS

Flex Seat/Back: Yes

Tested weight capacity: 300lbs

Hardware: Stainless

Assembly: Not required

Warranty: 10-year residential & commercial

Optional add-ons: Seat cushion, back cushion, custom back with logo, ground-bolt hardware

Other: Stacks four chairs high

A. Stacking Side Chair | AFSC

Flex Seat/Back: Yes

Seat Dimensions: 18.25"h, 19"w, 18.25"d

Overall Specs: 34.5"h, 21.125"w, 25"d, 21lbs

B. Stacking Arm Chair | AFAC

Seat Dimensions: 18.25"h, 19"w, 18.25"d

Overall Specs: 34.5"h, 26"w, 25"d, 24lbs


Additional Options: Cup holder




CORE | STACKER 48




BACK OPTIONS




Narrow




Wide



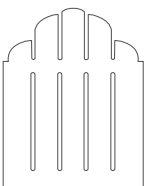
Vertical Slat



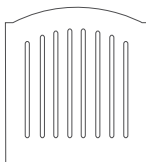
Window



Lattice

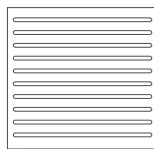


Adirondack

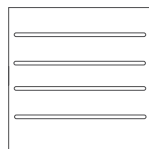


Dome

SEAT OPTIONS



Narrow




Wide

FINISH COLOR*



White



Khaki



Pebble

*Combine two colors for further customization.

specs**GENERAL SPECIFICATIONS**

Flex Seat/Back: Yes

Tested weight capacity: 300lbs

Hardware: Stainless

Assembly: Not required

Warranty: 10-year residential & commercial

Optional add-ons: Custom back with logo, ground-bolt hardware, cup holder

Other: Stacks four benches high

Stacking Bench | AF48STB

Seat Dimensions: 18.25"h, 41.75"w, 18.25"d

Overall Specs: 34.5"h, 49.25"w, 25"d, 45lbs




CORE | STACKER BEACH


Standard Back, High Back




BACK OPTIONS




Narrow




Wide



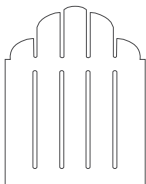
Vertical Slat



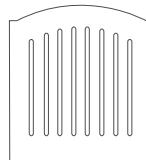
Window*



Lattice




Adirondack*




Dome

SEAT OPTIONS



Narrow



Wide

FINISH COLOR**



White



Khaki



Pebble

*Not available on high back styles

**Combine two colors for further customization.

specs

GENERAL SPECIFICATIONS

Flex Seat/Back: Yes

Tested weight capacity: 300lbs

Hardware: Stainless

Assembly: Not required

Warranty: 10-year residential & commercial

Optional add-ons: Custom back with logo, ground-bolt hardware, cup holder

Other: Stacks four chairs high

A. Stacking Beach Chair | STBC

Seat Dimensions: 14.25"h, 19"w, 21"d

Overall Specs: 26.75"h, 27.25"w, 31"d, 25lbs

B. High Back Beach Chair | HBSTBC

Seat Dimensions: 14.25"h, 19"w, 21"d

Overall Specs: 33.25"h, 27.25"w, 35.25"d, 26lbs




CORE
FLEX

CORE | BAR


Counter Height, Bar Height




BACK OPTIONS




Narrow




Wide



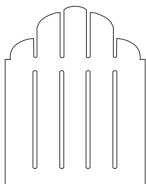
Vertical Slat



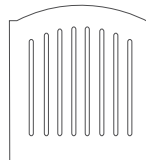
Window



Lattice




Adirondack




Dome

SEAT OPTIONS



Narrow



Wide

FINISH COLOR*



White



Khaki



Pebble

*Combine two colors for further customization.

specs

GENERAL SPECIFICATIONS

Flex Seat/Back: Yes

Tested weight capacity: 300lbs

Hardware: Stainless

Assembly: Not required

Warranty: 10-year residential & commercial

Optional add-ons: Seat cushion, back cushion, custom back with logo, ground-bolt hardware, cup holder

A. Counter Chair | AFCC

Seat Dimensions: 25.25"h, 19"w, 18.25"d

Overall Specs: 41.5"h, 26.25"w, 24.25"d, 31lbs

B. Bar Chair | AFBC

Seat Dimensions: 31.25"h, 19"w, 18.25"d

Overall Specs: 47.25"h, 26.25"w, 24.5"d, 36lbs



CORE
FLEX

CORE | SWIVEL

Dining Height, Counter Height, Bar Height
Standard Back, High Back (Dining Height Only)



A.



B.




C.




D.


BACK OPTIONS




Narrow




Wide



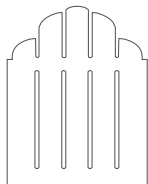
Vertical Slat



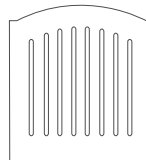
Window*



Lattice




Adirondack*

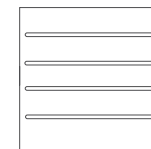


Dome

SEAT OPTIONS



Narrow



Wide

FINISH COLOR**



White



Khaki



Pebble

*Not available on high back styles

**Combine two colors for further customization.

specs

GENERAL SPECIFICATIONS:

Flex Seat/Back: Yes

Tested weight capacity: 300lbs

Hardware: Stainless

Assembly: Not required

Warranty: 10-year residential & commercial

Optional add-ons: Seat cushion, back cushion, custom back with logo, ground-bolt hardware, cup holder

Note: Swivel base includes a removable straddle piece to better nest around table legs (if desired). Swivels 360 degrees.

A. Swivel/Tilt Dining Chair | AFST

Seat Dimensions: 18.25"h, 19"w, 18.25"d

Overall Specs: 35.75"h, 26.25"w, 25.125"d, 44lbs

Note: In addition to the swivel, this chair also tilts to provide a rocking-like motion

B. High Back Swivel/Tilt Dining Chair | AFHBST

Seat Dimensions: 18.25"h, 19"w, 18.25"d

Overall Specs: 43.25"h, 26.25"w, 26"d, 46lbs

Note: In addition to the swivel, this chair also tilts to provide a rocking-like motion

C. Swivel Counter Chair | AFSCC

Seat Dimensions: 25.25"h, 19"w, 18.25"d

Overall Specs: 41"h, 26.25"w, 26.75"d, 51lbs

D. Swivel Bar Chair | AFSBC

Seat Dimensions: 31.25"h, 19"w, 18.25"d

Overall Specs: 47.25"h, 26.25"w, 26.75"d, 55lbs



CORE
FLEX






FLEX | ESTATE

COLLECTION


- Natural flex design for maximum comfort and support.
- With mix-and-match back, seat, and color options, there's a combination that will work with virtually every setting and style.
- The estate design offers a traditional leg/arm combination for a classic look that won't go out of style.

ESTATE | CHAIRS

Standard Back, High Back
Stationary, Rocker, Glider



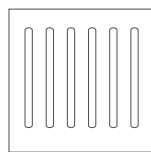
BACK OPTIONS



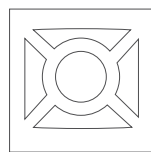
Narrow




Wide



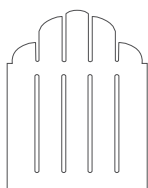
Vertical Slat



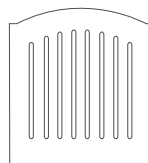
Window*



Lattice




Adirondack*




Dome

SEAT OPTIONS



Narrow



Wide

FINISH COLOR**



White



Khaki



Pebble

*Not available on high back styles

**Combine two colors for further customization.

specs

GENERAL SPECIFICATIONS:

Flex Seat/Back: Yes

Tested weight capacity: 300lbs

Hardware: Stainless

Assembly: Not required

Warranty: 10-year residential & commercial

Optional add-ons: Seat cushion, back cushion, custom back with logo

A. Dining Chair | AFCH

Seat Dimensions: 17.75"h, 20.25"w, 18.25"d

Overall Specs: 34.25"h, 24.75"w, 24"d, 31lbs

Additional Options: Ground-bolt hardware

B. High Back Dining Chair | AFHBC

Seat Dimensions: 17.75"h, 20.25"w, 18.25"d

Overall Specs: 44.125"h, 24.75"w, 26.5"d, 35lbs

Additional Options: Ground-bolt hardware

C. Rocking Chair | AFR

Seat Dimensions: 17.75"h, 20.25"w, 18.25"d

Overall Specs: 34"h, 24.75"w, 31.5"d, 33lbs

Additional Options: Non-skid rocker base

D. High Back Rocking Chair | AFHBR

Seat Dimensions: 17.75"h, 20.25"w, 18.25"d

Overall Specs: 43.25"h, 24.75"w, 31.5"d, 37lbs

Additional Options: Non-skid rocker base

E. Glider | AFG

Seat Dimensions: 17.75"h, 20.25"w, 18.25"d

Overall Specs: 33.75"h, 24.75"w, 29"d, 55lbs

Additional Options: Ground-bolt hardware, glide-lock

F. High Back Glider | AFHBG

Seat Dimensions: 17.75"h, 20.25"w, 18.25"d

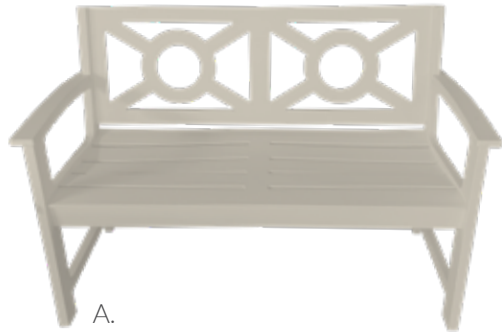
Overall Specs: 43.25"h, 24.75"w, 29"d, 60lbs

Additional Options: Ground-bolt hardware, glide-lock



ESTATE | 48

Standard Back, High Back
Stationary, Rocker, Glider




A.




B.



C.



D.




E.




F.


BACK OPTIONS




Narrow




Wide



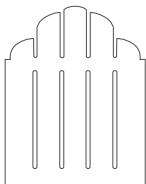
Vertical Slat



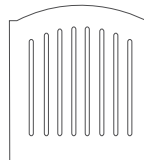
Window*



Lattice




Adirondack*

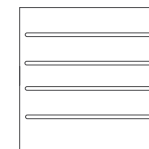


Dome

SEAT OPTIONS



Narrow



Wide

FINISH COLOR**



White



Khaki



Pebble

*Not Available on high back designs

**Combine two colors for further customization.

specs

GENERAL SPECIFICATIONS:

Flex Seat/Back: Yes

Tested weight capacity: 300lbs

Hardware: Stainless

Assembly: Not required

Warranty: 10-year residential & commercial

Optional add-ons: Seat cushion, back cushion, custom back with logo

A. 48" Bench | AF48B

Seat Dimensions: 17.75"h, 45.25"w, 18.25"d

Overall Specs: 34.25"h, 49.5"w, 24.5"d, 54lbs

Additional Options: Ground-bolt hardware

B. 48" Rocking Bench | AF48RB

Seat Dimensions: 17.75"h, 45.25"w, 18.25"d

Overall Specs: 34"h, 49.5"w, 31.5"d, 57lbs

Additional Options: Non-skid rocker base

C. 48" Gliding Bench | AF48G

Seat Dimensions: 17.75"h, 45.25"w, 18.25"d

Overall Specs: 33.75"h, 49.5"w, 29"d, 82lbs

Additional Options: Ground-bolt hardware, glide-lock

D. High Back 48" Bench | AFHB48B

Seat Dimensions: 17.75"h, 45.25.5"w, 18.25"d

Overall Specs: 44.125"h, 49.5"w, 26.5"d, 57lbs

Additional Options: Ground-bolt hardware

E. High Back 48" Rocking Bench | AFHB48RB

Seat Dimensions: 17.75"h, 45.25"w, 18.25"d

Overall Specs: 43.75"h, 49.5"w, 31.5"d, 60lbs

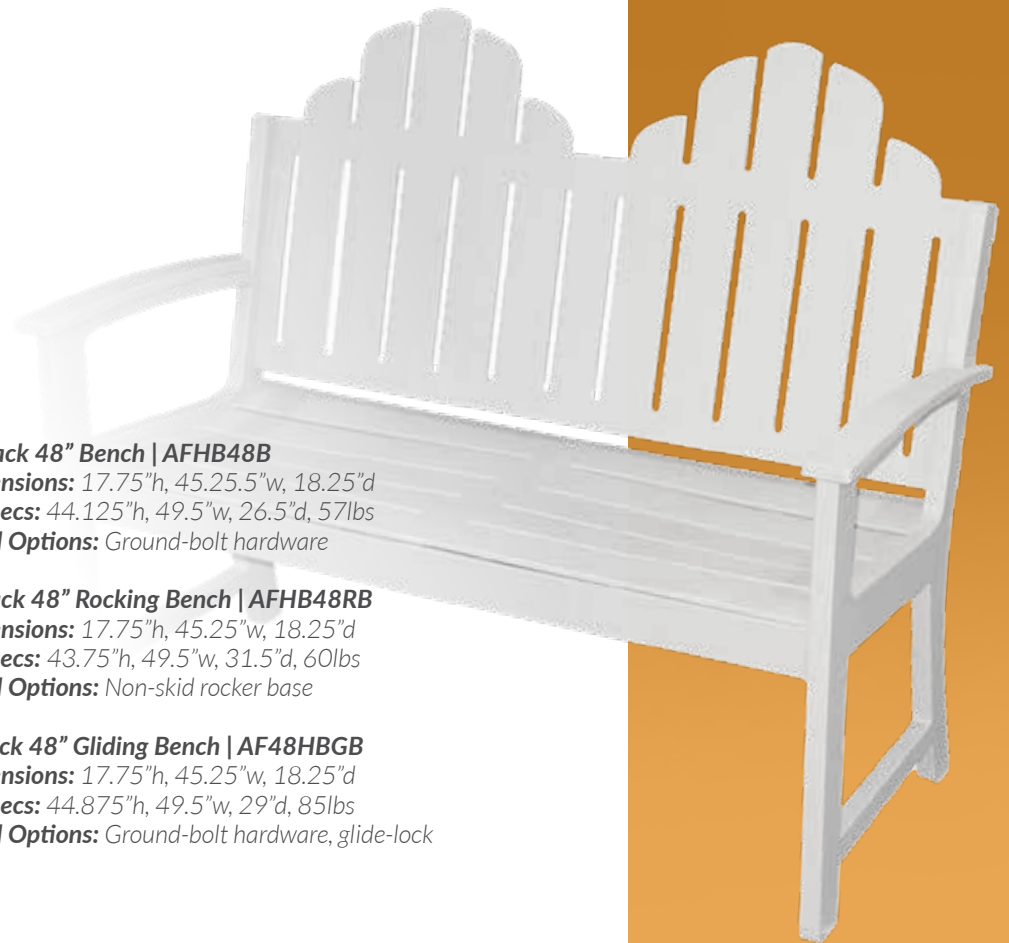
Additional Options: Non-skid rocker base

F. High Back 48" Gliding Bench | AF48HBGB

Seat Dimensions: 17.75"h, 45.25"w, 18.25"d

Overall Specs: 44.875"h, 49.5"w, 29"d, 85lbs

Additional Options: Ground-bolt hardware, glide-lock







FLEX | CHAISE

COLLECTION

- Natural flex design for maximum comfort and support.
- Various design options offer a seat for any beach, pool deck, and tanning ledge.
- Engineered to be durable yet transportable with optional wheels for easy maneuverability.

CHAISE | CLASSIC

specs



GENERAL SPECIFICATIONS:

Flex Seat/Back: Yes

Tested weight capacity: 300lbs

Hardware: Stainless

Assembly: Not required

Warranty: 10-year residential & commercial


Optional add-ons: Cushion, custom back with logo, ground-bolt hardware

Classic 14" Chaise | AFC14

Seat Dimensions: 13.75"h, 22.75"w, 43.25"d


Overall Specs: 14"h, 26.5"w, 73"d, 61lbs

OPTIONS

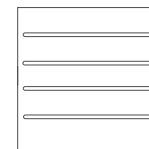


With or Without
Rear Wheels

SLAT OPTIONS



Narrow



Wide

FINISH COLOR



White



Khaki



Pebble

CHAISE | PREMIERE

specs

GENERAL SPECIFICATIONS:

Flex Seat/Back: Yes

Tested weight capacity: 300lbs

Hardware: Stainless

Assembly: Not required

Warranty: 10-year residential & commercial

Optional add-ons: Cushion, custom back with logo, ground-bolt hardware


Premier 16" Chaise | AFC16P

Seat Dimensions: 15.75"h, 22.75"w, 43.25"d

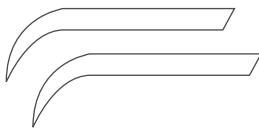
Overall Specs: 16"h, 27.75"w, 73"d, 76lbs



OPTIONS




With or Without
Rear Wheels




With or Without
Arms

SLAT OPTIONS



Narrow



Wide


FINISH COLOR



White



Khaki



Pebble

CHAISE | STACKER



specs

GENERAL SPECIFICATIONS:

Flex Seat/Back: Yes

Tested weight capacity: 300lbs

Hardware: Stainless

Assembly: Not required

Warranty: 10-year residential & commercial

Optional add-ons: Cushion, custom back with logo, ground-bolt hardware


Note: Chaise stacks 14-high

14" Stacking Chaise | AFCSTK

Seat Dimensions: 13.75"h, 22.75"w, 43.25"d

Overall Specs: 14"h, 27.5"w, 73"d, 64lbs

SLAT OPTIONS



Narrow




Wide

FINISH COLOR



White



Khaki



Pebble

CHAISE | SOAKER

specs



GENERAL SPECIFICATIONS:

Flex Seat/Back: Yes

Tested weight capacity: 300lbs

Hardware: Stainless

Assembly: Not required

Warranty: 10-year residential & commercial

Optional add-ons: Custom back with logo, ground-bolt hardware


Note: Encapsulated weighted support rails included.
Suitable for water up to 16" deep.

Soaker Chaise | AFCSOAK

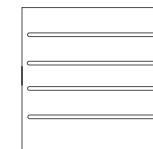
Seat Dimensions: 2.75"h, 22.75"w

Overall Specs: 28.5"h, 25"w, 67"d, 84lbs

SLAT OPTIONS




Narrow



Wide


FINISH COLOR



White



Khaki



Pebble





LOUNGE

COLLECTION

- Our natural flex core paired with durable outdoor, acrylic-fabric upholstered cushions offers a comfortable seat with endless options.
- Cushions can be tied securely on to the furniture.
- Bring your living room outdoors with single, double, triple, and modular seating options.

DEEP SEATING

Chair, Loveseat, Sofa, Modular



A.



B.



C.



D.



Chair



L Arm



R Arm



Center




Corner




Ottoman


BACK OPTIONS




Horizontal
Slat



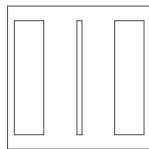
Vertical Slat



Window




Lattice



Mod*

SEAT STYLE



Horizontal
Slat

FINISH COLOR



White



Khaki



Pebble

*Not Available on traditional deep seating (A, B, C)

specs

GENERAL SPECIFICATIONS:

Flex Seat/Back: Yes + Cushions

Tested weight capacity: 300lbs

Hardware: Stainless

Assembly: Not required

Warranty: 10-year residential & commercial

Cushions: Zippered, foam/poly-filled, ties

Fabrics: Acrylic, www.polyconcepts.com/fabrics

Note: Cushions required, throw pillows sold separately

A. Lounge Chair | AFLGCH

Seat Dimensions: 19"h, 24.25"w, 21.5"d

Overall Specs: 34.5"h, 29.75"w, 31.125"d, 52lbs

B. Love Seat | AFLGLV

Seat Dimensions: 19"h, 48.375"w, 21.5"d

Overall Specs: 34.5"h, 77.75"w, 31.125"d, 87lbs

C. Sofa | AFLGSF

Seat Dimensions: 19"h, 72.375"w, 21.5"d

Overall Specs: 34.5"h, 53.5"w, 31.125"d, 119lbs

D. Modular Seating | MOD

Seat Dimensions: 20"h, 25"w, 21.5"d

Available Components: Chair, Left Arm, Right Arm, Center, Corner and Ottoman.

Overall Specs: Specs vary on arrangement

See specs overview in the back of the catalog.



LOUNGE
CUSHIONED





JEFFERSON

COLLECTION

- Solid construction with a 3/4 inch thick seat and back.
- Little to no fasteners used on the assembly but boasts our highest-tested weight ratings.
- Several back options.

GARDEN

Stationary, Rocker, Bariatric



BACK OPTIONS



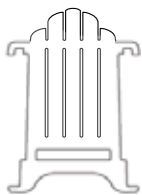
Vertical Slat



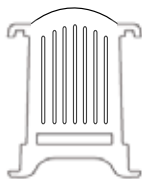
Window



Lattice

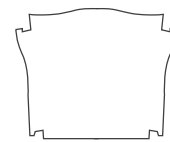


Adirondack



Dome

SEAT STYLE



Solid

FINISH COLOR



White



Khaki



Pebble

specs

GENERAL SPECIFICATIONS:

Flex Seat/Back: No

Tested weight capacity: 500lbs

Hardware: None

Assembly: Required. No tools or hardware needed.

Warranty: 10-year residential & commercial

Optional add-ons: Seat cushion, back cushion, seat locks

A. Garden Chair | JGC

Seat Dimensions: 17.75"h, 20.25"w, 19.25"d

Overall Specs: 35"h, 24.5"w, 24.5"d, 34lbs

Additional Options: Ground-bolt hardware

B. Garden Rocker | JR

Seat Dimensions: 17.75"h, 20.25"w, 19.5"d

Overall Specs: 35"h, 24.5"w, 24.25"d, 36lbs

Additional Options: Non-skid rocker base

C. Garden Bariatric Chair | JBGC

Seat Dimensions: 17.75"h, 29.5"w, 19.5"d

Overall Specs: 35"h, 33.75"w, 24.5"d, 42lbs

Additional Options: Ground-bolt hardware

D. Garden Bariatric Rocker | JBGR

Seat Dimensions: 17.75"h, 29.5"w, 19.5"d

Overall Specs: 35"h, 33.75"w, 29.5"d, 44lbs

Additional Options: Non-skid rocker base



JEFFERSON
RIGID

GARDEN | 48, 60

Stationary, Rocker (48 only)



A.



B.



C.

BACK OPTIONS



Vertical Slat



Window



Lattice

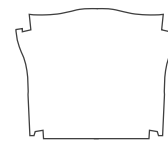


Adirondack



Dome

SEAT STYLE



Solid

FINISH COLOR



White



Khaki



Pebble

specs

GENERAL SPECIFICATIONS:

Flex Seat/Back: No

Tested weight capacity: 500lbs

Hardware: None

Assembly: Required. No tools or hardware needed.

Warranty: 10-year residential & commercial

Optional add-ons: Seat cushion, back cushion, seat locks

A. Garden 48" Bench | JB48

Seat Dimensions: 17.75"h, 46.5"w, 19.5"d

Overall Specs: 35"h, 50.75"w, 24.5"d, 59lbs

Additional Options: Ground-bolt hardware

B. Garden 48" Rocking Bench | JRB48

Seat Dimensions: 17.75"h, 46.5"w, 19.5"d

Overall Specs: 35"h, 50.75"w, 29.25"d, 61lbs

Additional Options: Non-skid rocker base

C. Garden 60" Bench | JB60

Seat Dimensions: 17.75"h, 57.5"w, 19.5"d

Overall Specs: 35"h, 61.75"w, 24.5"d, 80lbs

Additional Options: Ground-bolt hardware



TENNIS



specs

GENERAL SPECIFICATIONS:

Flex Seat/Back: No

Tested weight capacity: 300lbs

Hardware: Stainless

Assembly: Not required

Warranty: 10-year residential & commercial

Optional add-ons: Seat cushion, ground-bolt hardware

Tennis Bench | JTB48

Seat Dimensions: 17.75"h, 57.5"w, 19.5"d

Overall Specs: 18.75"h, 50.25"w, 19.25"d, 42lbs

FINISH COLOR



White

Khaki

Pebble

ADIRONDACK

specs



GENERAL SPECIFICATIONS:

Flex Seat/Back: Yes

Tested weight capacity: 300lbs

Hardware: Stainless

Assembly: Not required

Warranty: 10-year residential & commercial

Optional add-ons: Seat cushion, back cushion, custom back with logo, ground-bolt hardware

A. Traditional Adirondack | ADC

Seat Dimensions: 14.25"h, 22"w, 20"d

Overall Specs: 38.75"h, 31"w, 39.5"d, 54lbs

B. Adirondack Ottoman | ADCOT

Overall Specs: 14.5"h, 25.75"w, 18"d, 18lbs

FINISH COLOR



White

Khaki

Pebble





TABLE

COLLECTION

- Slatted tops allow for proper drainage and less dry time after snow and rain.
- Optional umbrella holes for your not-so-shady spaces.
- Dining height, counter height and bar height options available in various shapes and sizes.

OCCASIONAL



A.



B.



C.



D.

FINISH COLOR



White



Khaki



Pebble

specs

GENERAL SPECIFICATIONS:

Hardware: Stainless

Assembly: Required

Warranty: 10-year residential & commercial

Optional add-ons: Ground-bolt hardware

A. 21" Side Table | JST21

Shape: Round, Square

Overall Specs: 18"h, 21"w, 21"d, 20lbs

B. 21" Pedestal Side Table | JPST21

Shape: Round, Square

Overall Specs: 18"h, 21"w, 21"d, 23lbs

C. 36" Cocktail Side Table | JCT36L

Shape: Round, Square

Overall Specs: 17"h, 36"w, 36"d, 52lbs

D. 36" Cocktail Pedestal Table | JCT36

Shape: Round, Square

Overall Specs: 17"h, 36"w, 36"d, 48lbs



DINING

Dining, Counter, Bar | From 30" to 60"



FINISH COLOR



specs

GENERAL SPECIFICATIONS:

Hardware: Stainless

Assembly: Required

Warranty: 10-year residential & commercial

Optional add-ons: Ground-bolt hardware,
Umbrella hole, Umbrella hole plug, Umbrella

A. Dining Table | JDT

Sizes: 36", 42", 48"

Height: Dining

Shape: Round, Square, Octagon (only available as 42")

Overall Specs: Specs vary on table size.

See specs overview in the back of the catalog.

B. Dining Table | JDT60

Sizes: 60"

Height: Dining, Counter, Bar

Shape: Round

Overall Specs: Specs vary on table size.

See specs overview in the back of the catalog.

C. Gathering Table | JGT60

Sizes: 60" x 42"

Height: Dining, Counter, Bar

Shape: Rounded-corner, Square corner

Overall Specs: Specs vary on table size.

See specs overview in the back of the catalog.

D. Pedestal Dining Table | JPCT

Sizes: 30", 36", 42", 48"

Height: Dining, Counter, Bar

Shape: Round, Square, Octagon (only available as 42")

Overall Specs: Specs vary on table size.

See specs overview in the back of the catalog.

E. Picnic Table | PICNIC

Sizes: 72" x 42"

Height: Dining

Shape: Rectangle

Overall Specs: 30"h, 72"w, 59"d, 216lbs, Seat height 17"







FINISHINGS

- Planters
- Trash Receptacles
- Umbrellas
- Cushions
- Hardware & Accessories

RECEPTACLES



A.




B.



C.

FINISH COLOR



White

Khaki

Pebble

specs

GENERAL SPECIFICATIONS:

Hardware: Stainless

Assembly: Not Required

Warranty: 10-year residential & commercial

Optional add-ons: Ground-bolt hardware

A. Litter Receptacle Complete | JLR-COMplete

Overall Specs: 40"h, 25.25" x 22.75", 107lbs

Optional add-ons: Rigid liner for easy trash removal

Note: Also available without the cover | JLR

B. Planter | JPL

Overall Specs: 17.75"h, 26.25", 22.75", 56lbs

Note: Includes plant liner with drainage holes

C. Plant Stand/Ash Urn | JPS

Overall Specs: 29.5"h, 11" x 11", 29 lbs

Note: Includes stainless liner insert or plant liner



ADD ONS



Gliding Lock | AFG-LOCK

When engaged, the lock stops the gliding motion allowing for safe entry onto and exit off of the glider.

Material: Stainless

Assembly: Not Required



Non-skid Base | NS

When installed on the bottom skis of the rocker legs, the non-skid base prevents natural walking and sliding due to slick surfaces and cushions minor unevenness.

Material: Non-marking rubber

Assembly: Not required unless retro installed



Jefferson Seat Lock | LM

Simple hardware to prevent the easy disassembly of the Jefferson garden furniture.

Material: Stainless

Assembly: Required



Cup Holder | CUP-HOLD

For use on any of the Flex Core products, the cup holder easily snaps on and off of the arm for drink storage.

Material: Polypropylene; White, Khaki or Pebble

Assembly: Not Required



Umbrella Hole Plug | UMB-PLUG

A simple pop-in/pop-out plug for use when an umbrella is not in use

Material: Polypropylene; White, Khaki or Pebble

Assembly: Not Required



Ground Bolt Hardware | GBL

Used to fasten chairs, benches, tables and more to concrete or solid finishes.

Material: Stainless

Assembly: Required

UMBRELLAS



9' Market Umbrella | UMB908

Material: Aluminum Pole, Fiberglass Ribs, Acrylic Fabric

Shape: 8-rib Octagon

Dimensions: 9' x 98" h, 1.5" pole

Crank Lift/Auto Tilt

Frame Colors: Champagne, White, Black, Granite Rust, Quicksilver

Warranty: 1-year, defects & failure

Fabrics: www.polyconcepts.com/fabrics, COM



11' Market Umbrella | UMB1108

Material: Aluminum Pole, Fiberglass Ribs, Acrylic Fabric

Shape: 8-rib Octagon

Dimensions: 11' x 102" h, 1.5" pole

Crank Lift/Auto Tilt

Frame Colors: Champagne, Black, Granite Rust

Warranty: 1-year, defects & failure

Fabrics: www.polyconcepts.com/fabrics, COM



Flat Umbrella Base | UBFLT

Material: Polypropylene, Stainless

Weight: 10 lb.

Note: For use with pedestal tables.

Colors: White, Khaki, Pebble



Sand Filled Base | UB32

Material: Resin

Weight: 50 lb. filled

Note: Sand not included

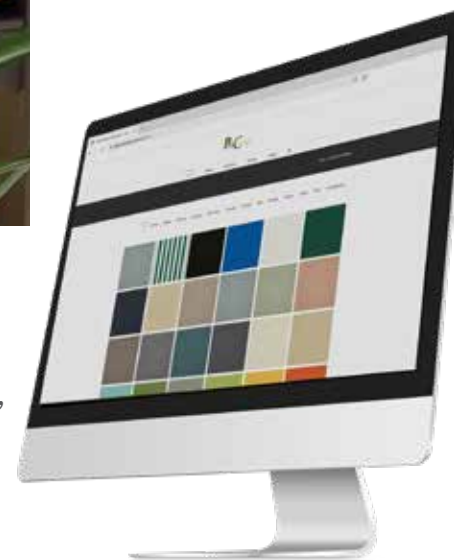
Colors: White, Beige, Bronze

CUSHIONS



Cushions | PCXXX
Material: Acrylic Fabric
Grades: A-E, COM
Dimensions: Varies
Thickness: Varies
Poly Fill, Zippered Closure, Ties
Warranty: 1-year, defects & failure
Fabrics: www.polyconcepts.com/fabrics, COM
Note: Seat and back cushions sold separately.
Throw Pillows also available.

For a current list of available cushion & umbrella fabrics, visit www.polyconcepts.com/fabrics



CUSHIONS &
UMBRELLAS





RELAX, YOU'RE COVERED.

- 10-Year limited warranty
- Care & Cleaning

THE LAST FURNITURE YOU'LL EVER NEED.

10-YEAR WARRANTY

If you like our furniture now,
you'll love it 10 years from now.


We don't hide behind fine print. Simply put - if your furniture fails under warranty, we will fix it. Poly Concepts offers a 10-year residential and commercial warranty from the date of purchase against any defects in the manufacturing and workmanship of the furniture components. Now sit back and relax. Your investment is safe with us.

The details: Our products are warranted not to rot, split, crack or peel during this warranty time period. Warranties are valid to the original purchaser for a period of ten (10) years from the date of purchase against any defects in the manufacturing and workmanship of the furniture components. This warranty does not apply to normal wear and tear nor does it cover damage due to unauthorized repairs or alterations, negligence, misuse or abuse, improper assembly and acts of God. This warranty does not apply to the hardware used to assemble the furniture as well as the cushions and umbrellas.

How to file a warranty claim? Please contact us by mailing photos of your defective product and proof of purchase to Poly Concepts, LLC, 712 Ash St., St. Henry, OH 45883 or by email to sales@polyconcepts.com.

maintenance made easy.

Fact: All outdoor furniture gets dirty. But unlike others, our products clean easily with a solution of soap and water or even bleach. Our non-porous surface can easily be pressure washed. Because of the satin texture, dirt and grime wash right off. Blemishes and stains can be minimized by the use of traditional soaps, household cleaners, and clean erasers. For more stubborn stains and scratches, a series of sandpapers can be used to repair the affected area and restore the original satin finish.



Pictured: Gathering table after 3 years of four-season weather with no cleaning, easily restored to original finish with pressure washing.

FLEX SPECS*

		Seat (in.)			Overall (in., lbs.)			
Style	Name	Height	Width	Depth	Height	Width	Depth	Weight
AFSC	Stacking Side Chair	18.25	19	18.25	34.5	21.125	25	21
AFAC	Stacking Arm Chair	18.25	19	18.25	34.5	26	25	24
AF48STB	Stacking Bench	18.25	41.75	18.25	34.5	49.25	25	45
STBC	Beach Chair	14.25	19	21	26.75	27.25	31	25
HBSTBC	High Back Beach Chair	14.25	19	21	33.25	27.25	35.25	26
AFCC	Counter Chair	25.25	19	18.25	41.5	26.25	24.25	31
AFBC	Bar Chair	31.25	19	18.25	47.25	26.25	24.5	36
AFST	Swivel Tilt	18.25	19	18.25	35.75	26.25	25.125	44
AFHBST	High Back Swivel Tilt	18.25	19	18.25	43.25	26.25	26	46
AFSCC	Counter Swivel	25.25	19	18.25	41	26.25	26.75	51
AFSBC	Bar Swivel	31.25	19	18.25	47.25	26.25	26.75	55
AFCH	Dining Chair	17.75	20.25	18.25	34.25	24.75	24	31
AFHBC	High Back Dining Chair	17.75	20.25	18.25	44.125	24.75	26.5	35
AFR	Rocker	17.75	20.25	18.25	34	24.75	31.5	33
AFHBR	High Back Rocker	17.75	20.25	18.25	43.25	24.75	31.5	37
AFG	Glider	17.75	20.25	18.25	33.75	24.75	29	55
AFHBG	High Back Glider	17.75	20.25	18.25	43.25	24.75	29	60
AF48B	48" Bench	17.75	45.25	18.25	34.25	49.5	24.5	54
AFHB48B	High Back Bench	17.75	45.25	18.25	44.125	49.5	26.5	57
AF48RB	Rocking Bench	17.75	45.25	18.25	34	49.5	31.5	57
AFHB48RB	High Back Rocking Bench	17.75	45.25	18.25	43.75	49.5	31.5	60
AF48G	Gliding Bench	17.75	45.25	18.25	33.75	49.5	29	82
AFHB48GB	High Back Gliding Bench	17.75	45.25	18.25	44.875	49.5	29	85
AFC14	14" Classic Chaise	13.75	22.75	43.25	14	26.5	73	61
AFC16P	16" Premier Chaise	15.75	22.75	43.25	21.5	27.75	73	76
AFCSTK	Stacking Chaise	13.75	22.75	43.25	14	27.5	73	64
AFCSOAK	Soaker Chaise	2.75	22.75	N/A	28.5	25	67	84
AFLGCH	Lounge Chair	19	24.25	21.5	34.5	29.75	31.125	52
AFLGLV	Lounge Loveseat	19	48.375	21.5	34.5	53.5	31.125	87
AFLGSF	Lounge Sofa	19	72.375	21.5	34.5	77.75	31.125	119
MODCHAIR	Modular Seating Chair	20	25	21.5	35	32.5	34	64
MODARM	Modular Seating Arm	20	25	21.5	35	28.5	34	56
MODCENTER	Modular Seating Center	20	25	21.5	35	25	34	47
MODCORNER	Modular Seating Corner	20	25	21.5	35	34	34	70
MODOTT	Modular Seating Ottoman	20	25	25	20	25	25	33

JEFFERSON SPECS*

Style	Name	Seat (in.)			Overall (in., lbs.)			
		Height	Width	Depth	Height	Width	Depth	Weight
JGC	Garden Chair	17.75	20.25	19.5	35	24.5	24.5	34
JR	Garden Rocker	17.75	20.25	19.5	35	24.5	29.25	36
JBGC	Bariatric Garden Chair	17.75	29.5	19.5	35	33.75	24.5	42
JBGR	Bariatric Garden Rocker	17.75	29.5	19.5	35	33.75	29.25	44
JB48	Garden 48" Bench	17.75	46.5	19.5	35	50.75	24.5	59
JB48RB	Garden 48" Rocking Bench	17.75	46.5	19.5	35	50.75	29.25	61
JB60	Jefferson 60" Bench	17.75	57.5	19.5	35	61.25	24.5	80
JTB48	Tennis Bench	17.25	46.5	19.25	18.75	50.25	19.25	42
ADC	Adirondack	14.25	22	20	38.75	31	39.5	54
ADCOT	Adirondack Ottoman	N/A	N/A	N/A	14.5	25.75	18	18

TABLES SPECS*

Style	Name	Dimensions (in., lbs.)
JST21	Side Table	18h x 21 x 21, 20lbs
JPST21	Pedestal Side Table	18h x 21, 23lbs
JCT36L	Cocktail Side Table	17h x 36, 52lbs
JCT36	Cocktail Pedestal Table	17h x 36, 48lbs
JDT36	36" Dining Table	29h x 36 x 36, 58lbs
JDT42	42" Dining Table	29h x 42 x 42, 64lbs
JDT48	48" Dining Table	29h x 48 x 48, 70lbs
JDT60	60" Dining Table	29h x 60 x 60, 124lbs
JDCT60	60" Counter Table	36h x 60 x 60, 130lbs
JDHT60	60" Bar Table	42h x 60 x 60, 135lbs
JGT60	Gathering Dining Table	29h x 42 x 60, 121lbs
JGCT60	Gathering Counter Table	36h x 42 x 60, 159lbs
JGHCT60	Gathering Bar Table	42h x 42 x 60, 188lbs

Style	Name	Dimensions (in., lbs.)
JPCT30	30" Pedestal Dining Table	29h x 30 x 30, 58lbs
JPCCT30	30" Pedestal Counter Table	36h x 30 x 30, 64lbs
JPHCT30	30" Pedestal Bar Table	42h x 30 x 30, 70lbs
JPCT36	36" Pedestal Dining Table	29h x 36 x 36, 60lbs
JPCCT36	36" Pedestal Counter Table	36h x 36 x 36, 66lbs
JPHCT36	36" Pedestal Bar Table	42h x 36 x 36, 72lbs
JPCT42	42" Pedestal Dining Table	29h x 42 x 42, 89lbs
JPCCT42	42" Pedestal Counter Table	36h x 42 x 42, 98lbs
JPHCT42	42" Pedestal Bar Table	42h x 42 x 42, 106lbs
JPCT48	48" Pedestal Table	29h x 48 x 48, 102lbs
JPCCT48	48" Pedestal Counter Table	36h x 48 x 48, 111lbs
JPHCT48	48" Pedestal Bar Table	42h x 48 x 48, 120lbs
PICNIC	Picnic Table	30h, 59 x 72, 216lbs (seat height 17)

ACCESSORIES*

Style	Name	Dimensions (in., lbs.)
JLR	Litter Receptacle	34.75 h x 25.25 x 22.75, 92lbs
JLRCOMPLETE	Litter Receptacle with Lid	40h x 25.25 x 22.75, 107lbs

Style	Name	Dimensions (in., lbs.)
JPL	Planter	17.75h, 26.25, 22.75, 56lbs
JPS	Plant Stand	29.5h, 11 x 11, 29lbs

*Specs may vary slightly due to style selections.

FURNITURE WITH FLEX APPEAL.

Experience worry-free luxury with
low-maintenance, outdoor furniture.



712 Ash St. | St. Henry, OH 45883
www.polyconcepts.com | 419-678-3300